

PLEASE FOLLOW THESE INSTRUCTIONS CAREFULLY	VOLG ASSEBLIEF HIERDIE INSTRUKSIES NOUKEURIG
<ol style="list-style-type: none"> 1. Your examination number and centre number must be clearly written in the space provided and attach your examination number sticker in the space provided. 2. Remember that your own name (or the name of your school) may not appear anywhere on or in this answer book. 3. Answer ALL questions in the spaces provided. 4. No pages may be torn from this answer book. 5. Read the instructions printed on your timetable carefully as well as any other instructions which may be given in each examination paper. 6. Candidates may not retain an answer book or remove it from the examination room. Answer books must be returned to the Invigilator at the end of the examination session. 7. Answers must be written in black/blue ink as distinctly as possible. Do NOT write in the margins. 8. Indicate the questions you have answered by drawing a circle around the relevant numbers on the front cover of the answer book where marks are to be recorded. 9. Draw a neat line through any work/rough work that must not be marked. 10. In the event that you use the additional space provided at the end of this ANSWER BOOK: <ol style="list-style-type: none"> 10.1 Write down the question number. 10.2 Leave a line and rule off after your answer. 	<ol style="list-style-type: none"> 1. Skryf jou eksamennommer en sentrumnummer duidelik in die ruimtes verskaf en plak jou eksamennommeretiket in die ruimte verskaf. 2. Onthou dat jou eie naam (of die naam van jou skool) nie op of in hierdie antwoordeboek mag voorkom nie. 3. Beantwoord ALLE vrae in die ruimtes wat verskaf is. 4. Geen bladsye mag uit hierdie antwoordeboek geskeur word nie. 5. Lees die instruksies wat op jou eksamenrooster gedruk is sorgvuldig deur, asook enige ander instruksies wat in elke eksamenvraestel gegee word. 6. Geen antwoordeboek mag deur die kandidaat behou of uit die eksamenlokaal verwyder word nie. Antwoordeboeke moet aan die einde van die eksamensessie aan die toesighouer terugbesorg word. 7. Skryf die antwoorde so duidelik moontlik met swart/blou ink. MOENIE in die kantlyn skryf NIE. 8. Dui die vrae wat jy beantwoord het op die voorblad van die antwoordeboek aan, waar die punte aangebring word, deur 'n kringetjie om die nommers van die vrae wat jy beantwoord het, te trek. 9. Trek 'n netjiese lyn deur enige werk/rofwerk wat nie nagesien moet word nie. 10. In geval jy die bykomende ruimte wat aan die einde van hierdie ANTWOORDEBOEK verskaf is, gebruik: <ol style="list-style-type: none"> 10.1 Skryf die vraagnommer neer. 10.2 Laat 'n lyn oop en trek 'n lyn na jou antwoord.

QUESTION/VRAAG 1.

	Solution/Oplossing	Marks Punte
1.1.1		(2)
1.1.2		(4)
1.1.3		(2)

	Solution/Oplossing	Marks Punte
1.2.1		(1)
1.2.2		(5)

	Solution/Oplossing	Marks Punte
1.3.1		(1)
1.3.2		(2)
1.4		(1)
1.5		(2)
		[20]

QUESTION/VRAAG 2

	Solution/Oplossing	Marks Punte
2.1.1		(1)
2.1.2		(2)
2.1.3		(1)
2.2		(4)
		[8]

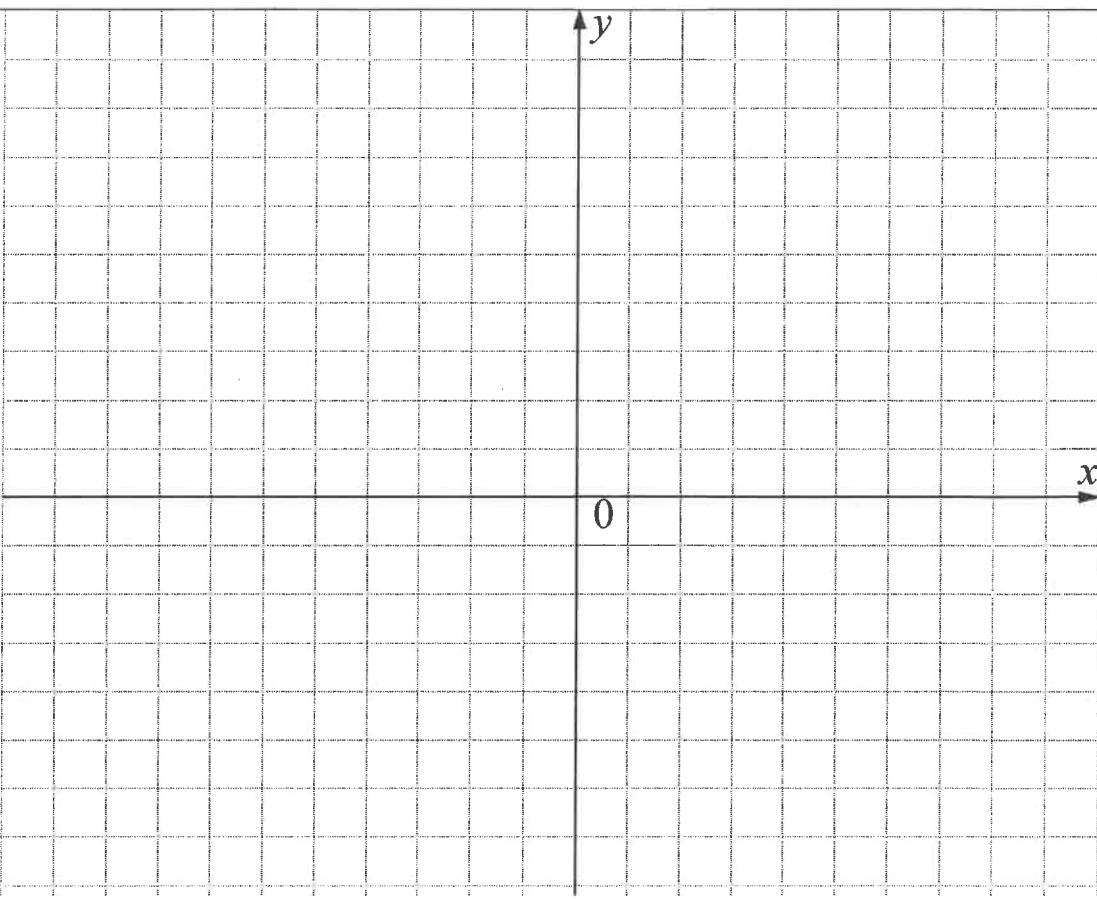
QUESTION/VRAAG 3

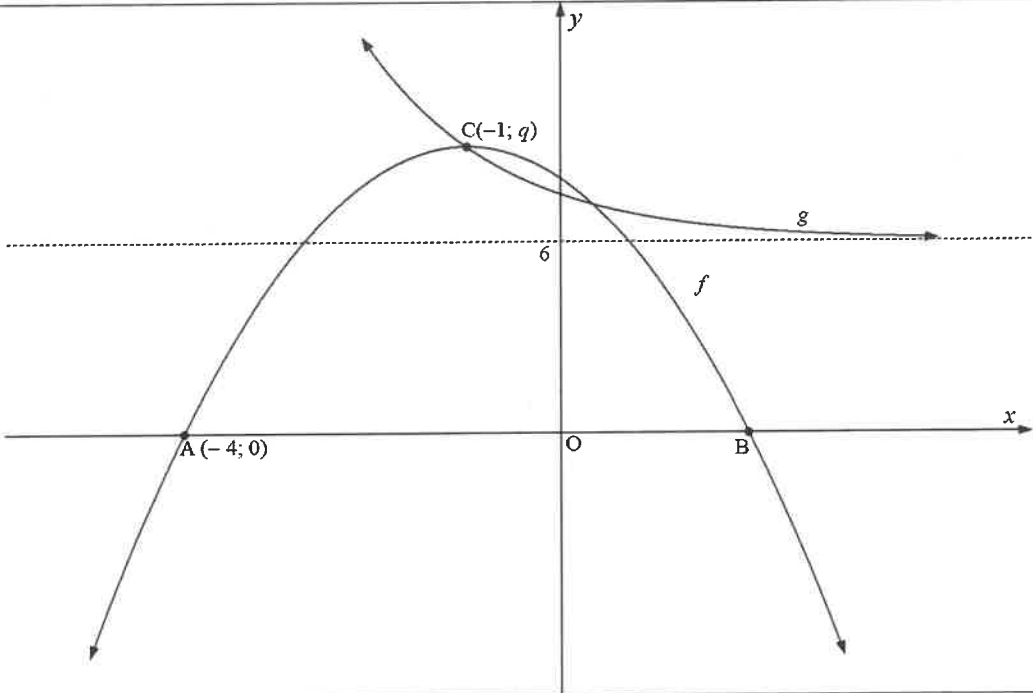
	Solution/Oplossing	Marks Punte
3.1.1		(2)
3.1.2		(3)
3.2.1		(1)
3.2.2		(2)
3.3.1		(2)
3.3.2		(3)

	Solution/Oplissing	Marks Punte
3.4		(5)
3.5.1		(1)
3.5.2		(2)
3.6		(3)
		[24]

QUESTION/VRAAG 4

	Solution/Oplissing	Marks Punte
4.1.1		(2)
4.1.2		(1)
4.1.3		(2)
4.1.4		(2)

	Solution/<i>Oplossing</i>	Marks <i>Punte</i>
4.1.5		
		(5)
4.1.6		
		(2)

	Solution/Oplissing	Marks Punte
4.2		
4.2.1		(1)
4.2.2		
4.2.3		(3)
4.2.4		(1)
4.2.5		
4.2.6		(2)
		[24]

QUESTION/VRAAG 5

	Solution/Oplissing	Marks Punte
5.1.1		(1)
5.1.2		(2)
5.2		(3)

	Solution/Oplissing	Marks Punte
5.3.1		(1)
5.3.2		(4)
5.3.3		(4)
		[15]

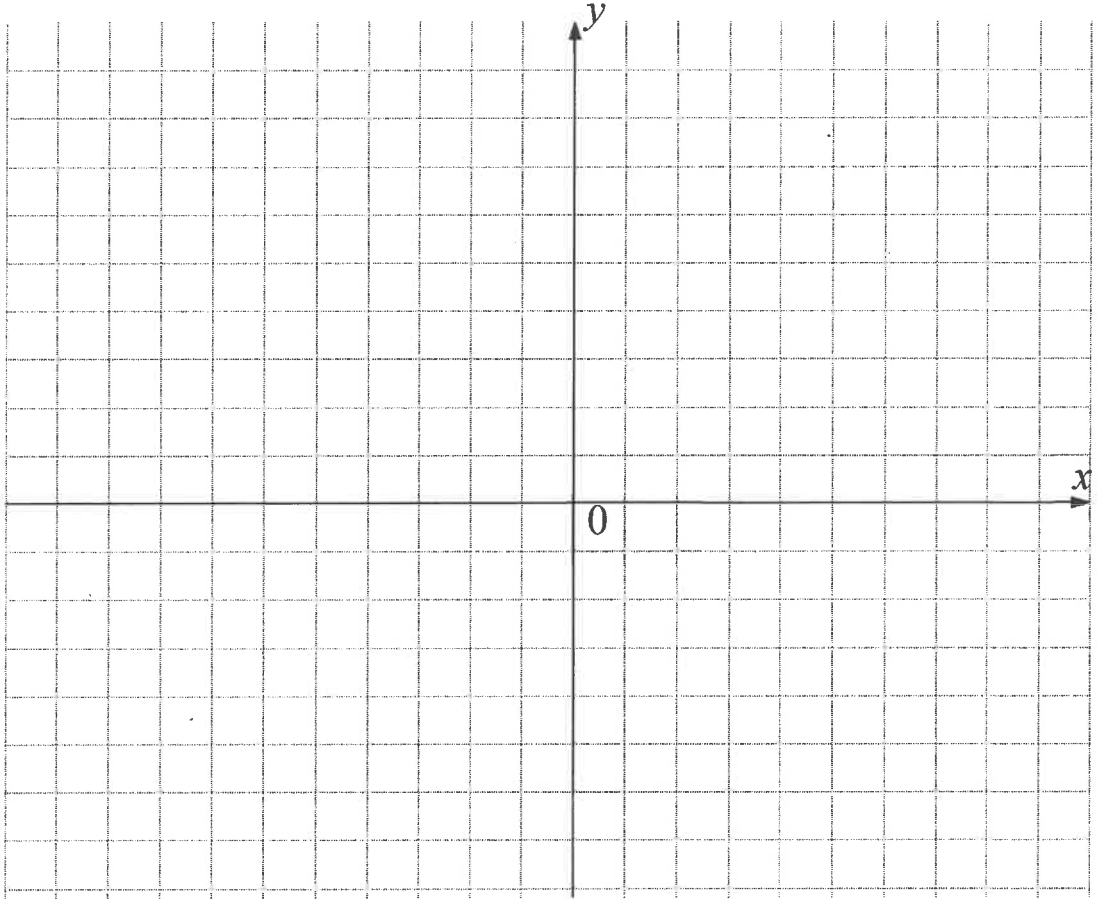
QUESTION/VRAAG 6

	Solution/Oplissing	Marks Punte
6.1		(5)
6.2.1		(1)
6.2.2		(1)
6.3.1		(2)
6.3.2		(2)
6.3.3		(3)

	Solution/Oplissing	Marks Punte
6.4.1		(1)
6.4.2		(5)
		[20]

QUESTION/VRAAG 7

	Solution/Oplissing	Marks Punte
7.1		(1)
7.2		(2)
7.3		(4)
7.4		(5)

	Solution/Oplissing	Marks Punte
7.5		(4)
		[16]

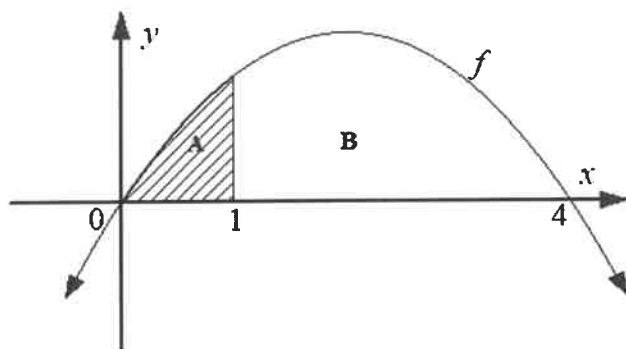
QUESTION/VRAAG 8

	Solution/Oplissing	Marks Punte
8.1		(1)
8.2		(2)
8.3		(2)
8.4		(3)
		[8]

QUESTION/VRAAG 9

	Solution/Oplissing	Marks Punte
9.1.1		(2)
9.1.2		(5)

9.2



(8)

[15]

TOTAL/TOTAAL: 150

[illegible]

[illegible]

RE-MARK/RE-CHECK/ HERNASIEN/HERKONTROLEER				
Question Vraag	Marks/Punte			Initials/Paraaf
1				
2				
3				
4				
5				
6				
7				
8				
9				
TOTAL TOTAAL				
HASH TOTAL KAF TOTAAL				